








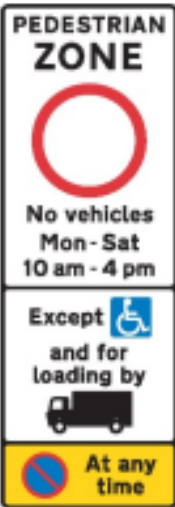

















Appendix SGMTE

South Gloucestershire Moving Traffic Enforcement Restriction Types

This document includes a full list of restrictions (signs and lines) that can be enforced under the new moving traffic enforcement powers. Please note that some signs may be varied.

Description	TSRGD diagram number & location	Sign
Vehicular traffic must proceed in the direction indicated by the arrow	606 (Schedule 3, Part 2, item 1 and Schedule 14, Part 2, item 42)	
Vehicular traffic must turn ahead in the direction indicated by the arrow	609 (Schedule 3, Part 2, item 2)	
Vehicular traffic must keep to the left/right of the sign indicated by the arrow	610 (Schedule 3, Part 2, item 3)	
No right turn for vehicular traffic	612 (Schedule 3, Part 2, item 7 and Schedule 14, Part 2, item 43)	
No left turn for vehicular traffic	613 (Schedule 3, Part 2, item 8 and Schedule 14, Part 2, item 43)	
No U-turns for vehicular traffic	614 (Schedule 3, Part 2, item 6 and Schedule 14, Part 2, item 43)	
Priority must be given to vehicles from the opposite direction	615 (Schedule 3, Part 2, item 9)	
No entry for vehicular traffic (when the restriction or prohibition is one that may be indicated by another traffic sign subject to civil enforcement)	616 (Schedule 3, Part 2, item 10 and Schedule 14, Part 2, item 44)	
All vehicles prohibited except non-mechanically propelled vehicles being pushed by pedestrians	617 (Schedule 3, Part 2, item 11)	

Description	TSRGD diagram number & location	Sign
Entry to and waiting in a pedestrian zone restricted	618.3B (Schedule 8, Part 2, item 1)	
Entry to and waiting in a pedestrian and cycle zone restricted	618.3C (Schedule 8, Part 2, item 2)	
Motor vehicles prohibited	619 (Schedule 3, Part 2, item 12)	
Motor vehicles except solo motorcycles prohibited	619.1 (Schedule 3, Part 2, item 18)	
Solo motorcycles prohibited	619.2 (Schedule 3, Part 2, item 20)	
Goods vehicles exceeding the maximum gross weight indicated on the goods vehicle symbol prohibited	622.1A (Schedule 3, Part 2, item 13)	
One-way traffic	652 (Schedule 9, Part 4, item 5)	
Buses prohibited	952 (Schedule 3, Part 2, item 17)	

Description	TSRGD diagram number & location	Sign
Route for use by buses, pedal cycles and taxis only	953 (Schedule 3, Part 2, item 33)	
Route for use by trams only	953.1 (Schedule 3, Part 2, item 36)	
Route for use by pedal cycles only	955 (Schedule 3, Part 2, item 28)	
Route for use by pedal cycles and by pedestrians only	956 (Schedule 3, Part 2, item 29)	
Route comprising two ways, for use by pedal cycles only and by pedestrians only	957 (Schedule 3, Part 2, item 32)	
With-flow cycle lane	959.1 (Schedule 9, Part 4, item 9)	
Contra-flow cycle lane	960.1 (Schedule 9, Part 4, item 6)	
Part of the carriageway outside an entrance where vehicles must not stop when the marking is placed in conjunction with the prescribed upright sign which includes the symbol at Schedule 4, Part 3, item 10	1027.1 (Schedule 7, Part 4, item 10) 	
Box junction markings	1043 (Schedule 9, Part 6, item 25) 